



CW MILL EQUIPMENT CO., INC.
P.O. Box 246 • Sabetha, Kansas 66534
(785) 284-3454 • FAX (785) 284-3601

IMK 44 -2 Belts
1989-93 DTA466 International
WO/AC, WO/AIR BRAKES
W/STEEL 2-pc. FAN PULLEY

INSTALLATION NOTES

1. Disconnect battery. Mark location of fan hub to inside pulley for proper re-installation. Remove fan and outside pulley, replace pulley with drive pulley (18) using O.E.M. bolts. Re-install fan aligning marks. Secure fan.
2. Remove front lifting lug from cylinder head on driver's side -location "C". If equipped with air or vacuum pump, remove belt. Remove the two 3/8 in. bolts on front of water pump - locations "A & B".
3. Install bracket (3) with bolts (7) at locations "A & B", do not tighten bolts. Bolt bracket (1) to bracket (3) with bolts (9) and to cylinder head with bolts (4 & 8), tighten bolts at all locations.
4. Install pump plate (2) and pump with bolts (6 & 9). Make sure clutch pulley is in line with two grooves on water pump pulley closest to fan, tighten pump. Install jackscrew (10) to pump plate.
CAUTION: Check clearance between fan and clutch pump.
5. If equipped with air compressor; install belt and tension. Install clutch pump belts, using jackbolt (10) adjust pump plate for proper belt tension. Tighten bolts (6 & 9). Connect battery terminal.

CAUTION: Check all engine compartment hoses and electrical wiring that may have been disturbed or re-routed during kit installation to be sure that hoses are not kinked, that they do not touch any high temperature item, and that they do not interfere with any linkage components.

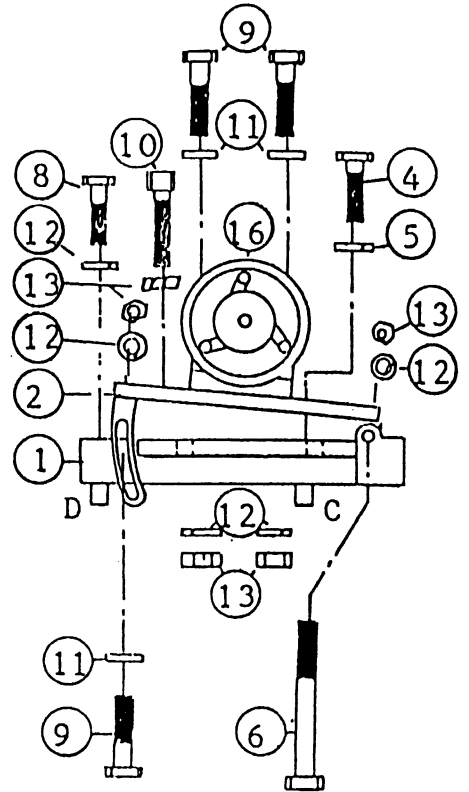
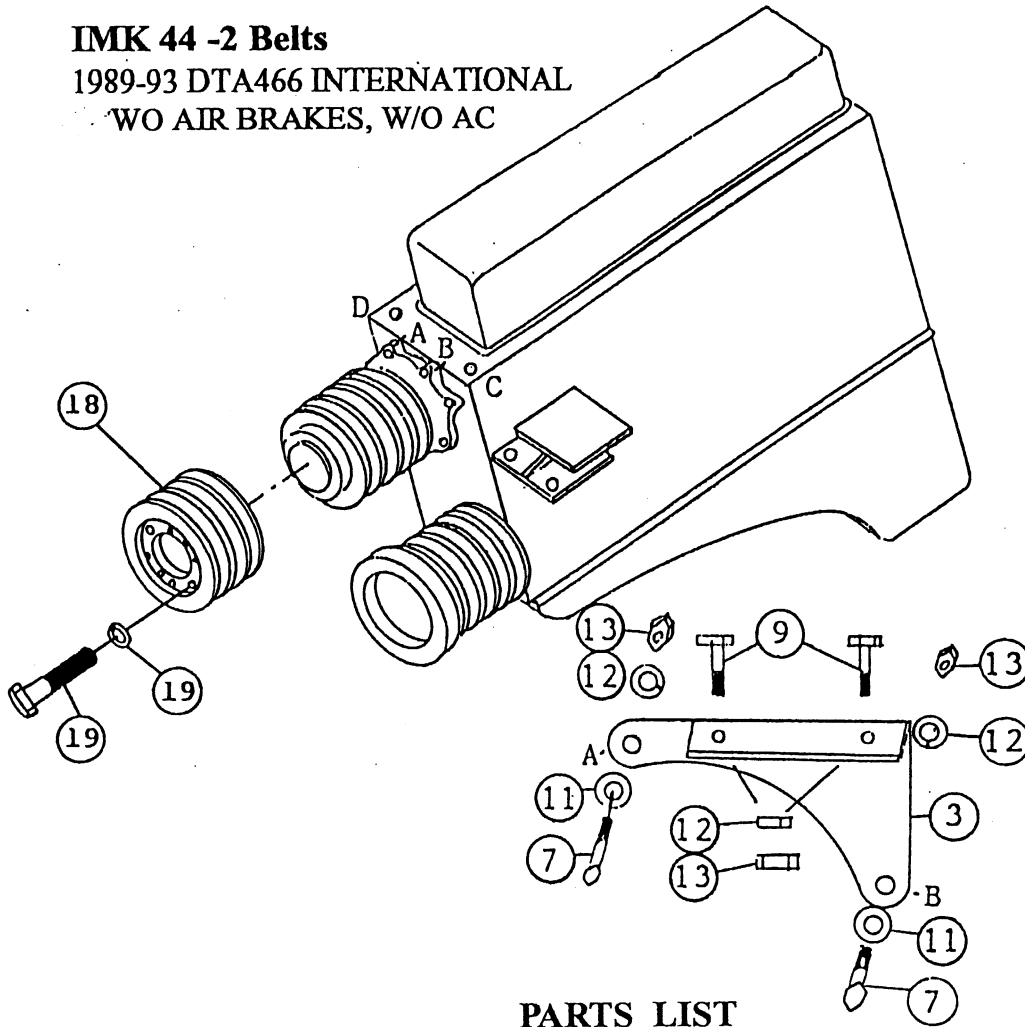
NOTE: Radiator hose on some older models may need re-routed for clearance around clutch pump.

Cooling line to air compressor may need changed from front port to side port.

Notch air compressor brace if equipped.

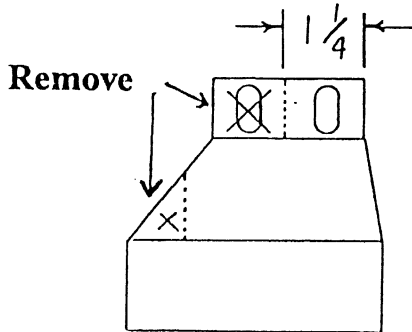
IMK 44 -2 Belts

1989-93 DTA466 INTERNATIONAL
 W/O AIR BRAKES, W/O AC



PARTS LIST

- | | |
|------------------------|--------------------------------------|
| 1. IMB 410 (1) | 10. 3/8 X 3 1/2 SQ. (1) |
| 2. IMP 41(0-4) (1) | 11. 3/8 FW (7) |
| 3. IMB 411 (1) | 12. 3/8 LW (11) |
| 4. 9/16 X 1 3/4 NC (1) | 13. 3/8 NC (11) |
| 5. 9/16 LW (1) | 14. AX-45 (2) (Not Shown) (#4 AX-41) |
| 6. 3/8 X 4 1/2 NC (1) | 15. Clutch Pump Assembly (1) |
| 7. 3/8 X 2 NC GR.8 (1) | (Sold Separately) |
| 8. 3/8 X 1 3/4 NC (1) | 16. SP615-1.527010 degrees (1) |
| 9. 3/8 X 1 1/4 NC (6) | 17. 3/8 X 3 NC (1) |
| | 18. IPC 432B |
| | 19. O.E.M. |



Top View

NOTE: With #4 7" AX-44.
 Models with Air Pump Brace