


INSTALLATION NOTES

Disconnect negative battery terminal. Remove air duct. Disconnect and remove the alternator and the brace supporting the A/C line from the alternator bracket.




Install bracket(1) with OEM bolt, do not tighten. Install brace(2) with bolts(5). Run bolts all the way in but do not tighten. Install the alternator with the OEM bolt to the inside, and bolt(3) to the outside using slide bushing(4). Tighten the inside alternator bolt first, then the main bracket bolt, then the outside alternator bolt, and then bolts(5).

Remove the bolt from this location and install stud(6).

CMK130SD508-I6 - Not for use with dynamic fuel management.

2014-2019 C&K 1500 Pickup - 2015-2019 Yukon, Tahoe & Suburban, 4.8, 5.3, & 6.0L



Install long idler bushing(7) and flat idler(9) using nut(8).

Install short idler bushing(10) and grooved idler(12) using bolt(11).

CMK130SD508-I6 - Not for use with dynamic fuel management.

2014-2019 C&K 1500 Pickup - 2015-2019 Yukon, Tahoe & Suburban, 4.8, 5.3, & 6.0L




Install the auxiliary A.C. compressor using bolts(11,14), nuts(8) and slide bushings(15). It may be necessary to bend the A/C line slightly and secure it to the fender well out of the way. To keep the radiator reservoir hose from kinking, drain the coolant below the reservoir level, remove the hose, cut 2" from it and reinstall it to the reservoir. Replace engine coolant. Reconnect the alternator wiring and install the belt as shown above. Replace the air duct and connect the battery terminal.

Run the engine to check for proper belt tracking. Check all hoses, wires, etc. that may have been relocated to make sure they do not come in contact with any hot or moving parts.

CMK130SD508-I6 - Not for use with dynamic fuel management.

2014-2019 C&K 1500 Pickup - 2015-2019 Yukon, Tahoe & Suburban, 4.8, 5.3, & 6.0L



PARTS LIST

- | | |
|--------------------------|----------------------------|
| 1. CMP130SD508-I6 (1) | 9. 89007 (1) |
| 2. CMB130-1 (1) | 10. CMB130-3 (1) |
| 3. 10mm x 80mm MOD (1) | 11. 10mm x 40mm Flange (3) |
| 4. 1255-0090 MOD (1) | 12. 89051 (1) |
| 5. 8mm x 20mm Flange (4) | 13. K061037 (1) |
| 6. 10mm x 190mm Stud (1) | 14. 10mm x 30mm Flange (2) |
| 7. CMB130-2 (1) | 15. 1255-0090 (2) |
| 8. 10mm Flange Nut (3) | |