



CW MILL EQUIPMENT CO., INC.
P.O. Box 246 • Sabetha, Kansas 665
(785) 284-3454 • FAX (785) 284-360

DMK56-I8

6.7L Cummins Diesel

2007-2010 Dodge 2500-3500

Not for use with 4500 or 5500

W/ AC / Requires 8 Groove Clutch

Recommended 1.75 Cu. In. or 8 Gal.

Pump w/ 12HP Restriction.

INSTALLATION NOTES



1. Drain radiator below upper radiator hose. Remove hose. Remove driver side upper shroud support. Remove belt. Remove return hose from power steering reservoir and let reservoir drain. Remove bolts from power steering pump through the holes in the pulley. Leaving pressure lines attached, set pump aside on passenger side of engine. Remove power steering pump brackets.
2. Install studs (2) in timing cover w/nuts (5). Install pump onto bracket using pump hardware included in the kit. If installing kit number DMK564-I8, flush the back side of adapter plate. If installing kit number DMK562-I8, center the mounting holes before tightening. This should provide a good starting point for belt alignment. Install 5/8 hose(16) onto return hose using hose barb (18) and hose clamps(17). Loosen front pressure hose on steering gear box and swing over frame rail.
3. Install pump and bracket assembly onto studs (2) using nuts(5). Check alignment on pump and adjust if necessary. NOTE: It may be easier to install hoses and power wire before power steering pump is reinstalled. Install power steering pump onto bracket using bolts (6) and LW's (4). Install new belt (23) according to the belt diagram. Install idler (13) in lowest hole location possible while tensioner is retracted fully using bolt (15), FW (14), and bushing (12).
4. Install grommet into shroud. Install shroud brace/hose rest (7) using bolts (8,10), nut (11), and FW (3). Install power steering brace (20) to intake using bolts (25,26) and spacer (24). Cut 3/4" off radiator side of top radiator hose and reinstall. Connect new power steering return hose (16) to power steering reservoir using hose barb (18) and hose clamps (17). Fill reservoir w/ATF Plus 4 transmission fluid. Fill radiator and overflow tank. Check for proper belt tracking and clearances.

DMK56-I8

6.7L Cummins Diesel - 2007-2010 Dodge 2500-3500 - Not for use with 4500 or 5500

W/ AC / Requires 8 Groove Clutch

Recommended 1.75 Cu. In. or 8 Gal. Pump w/ 12HP Restriction.



DMK56-I8

6.7L Cummins Diesel

2007-2010 Dodge 2500-3500

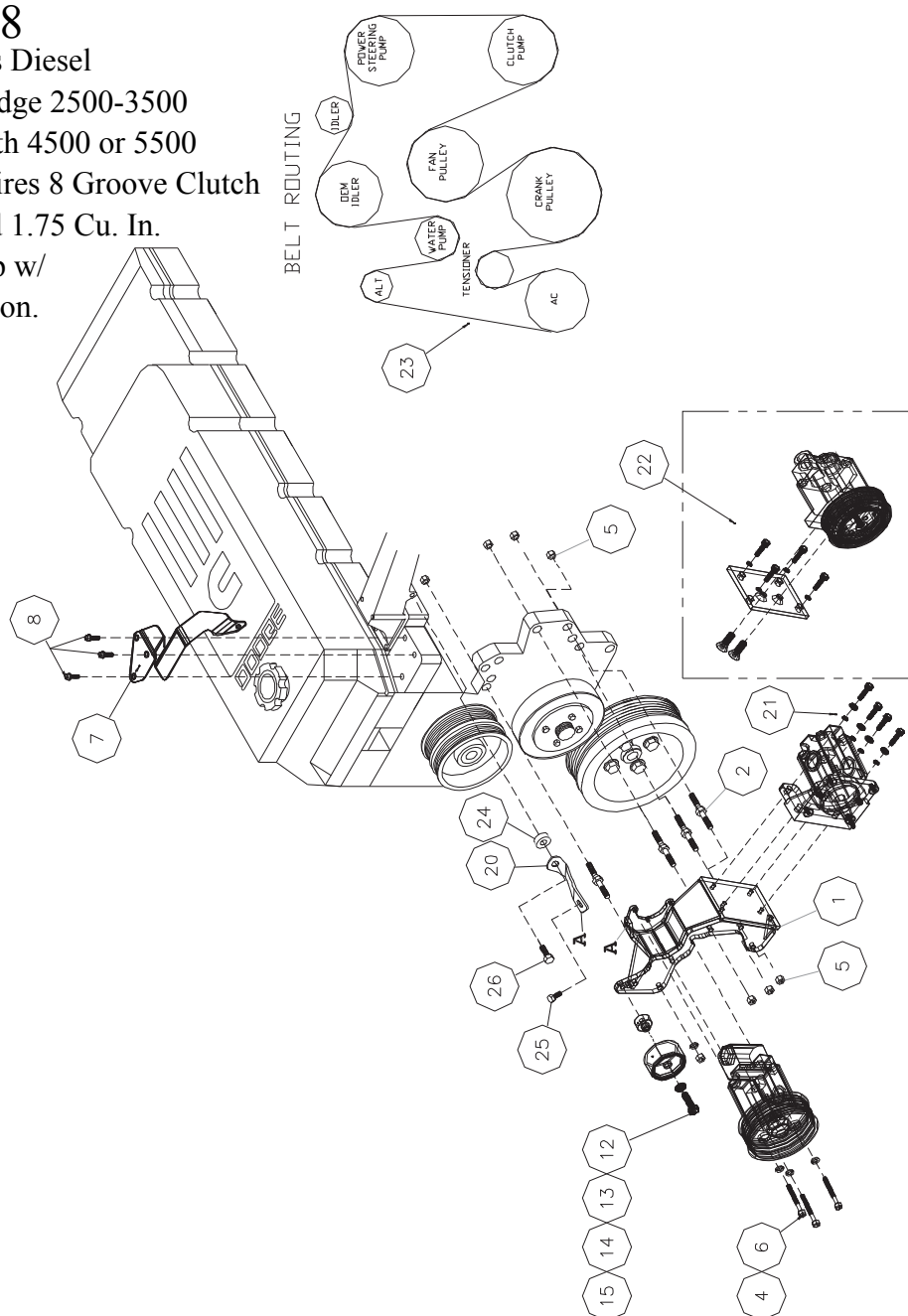
Not for use with 4500 or 5500

W/ AC / Requires 8 Groove Clutch

Recommended 1.75 Cu. In.

or 8 Gal. Pump w/

12HP Restriction.



Parts List		
ITEM	DESCRIPTION	QTY
1	DMP572-I8	1
2	8mm Stud 080751.25 ST	4
3	Not Used	
4	8mm LW	3
5	8mm Flange Nut	8
6	8mm x 70mm Bolt	3
7	DMB563	1
8	10mm x 20mm Flanged Bolt	3
9	5/16 Flatwasher	1
10	8mm x 45mm Bolt	1
11	8mm Nut	1
12	15" Plastic Tie Strap	1
13	89016 Dayco Idler	1
14	3/8 Flatwasher	1
15	10mm x 45mm Bolt	1
16	5/8 Oil Hose	1
17	#10 Dayco Hose Clamps	2
18	5/8 Double Ended Hose Barb	1
19	1007863 Rubber Grommet	1
20	DMB 574 Power Steering Brace	1
21	#2 Pump Hardware	1
22	#4 Pump Hardware	1
23	#1 5081333 #2 5081325 #4 5081300	1
24	SP64-.375	1
25	8mm x 12mm Flange Bolt	1
26	8mm x 30mm Flange Bolt	1